

**Cyber Rally-O Dance Division  
BRONZE LEVEL  
Pinnacle Waltz**

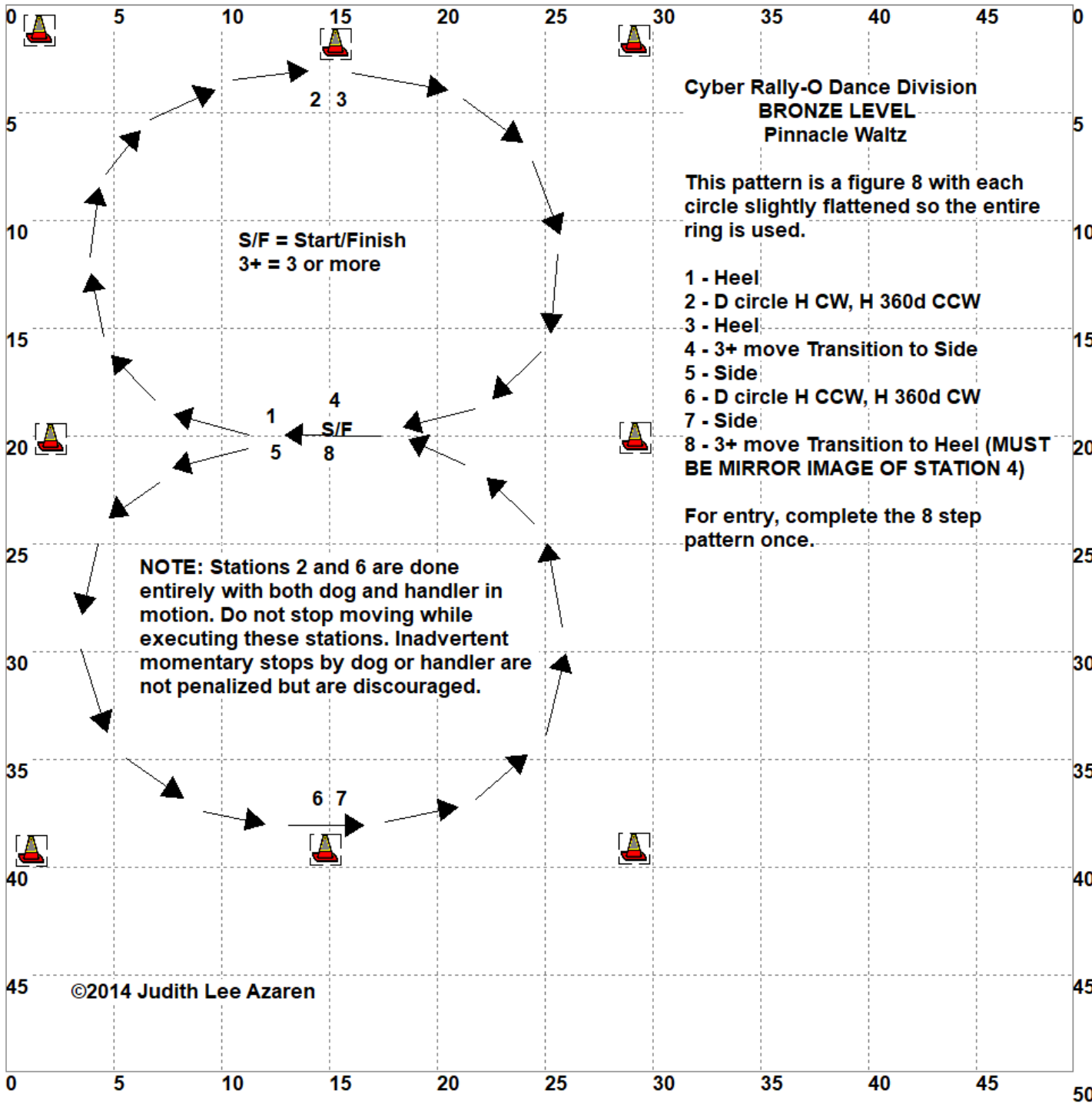
This pattern is a figure 8 with each circle slightly flattened so the entire ring is used.

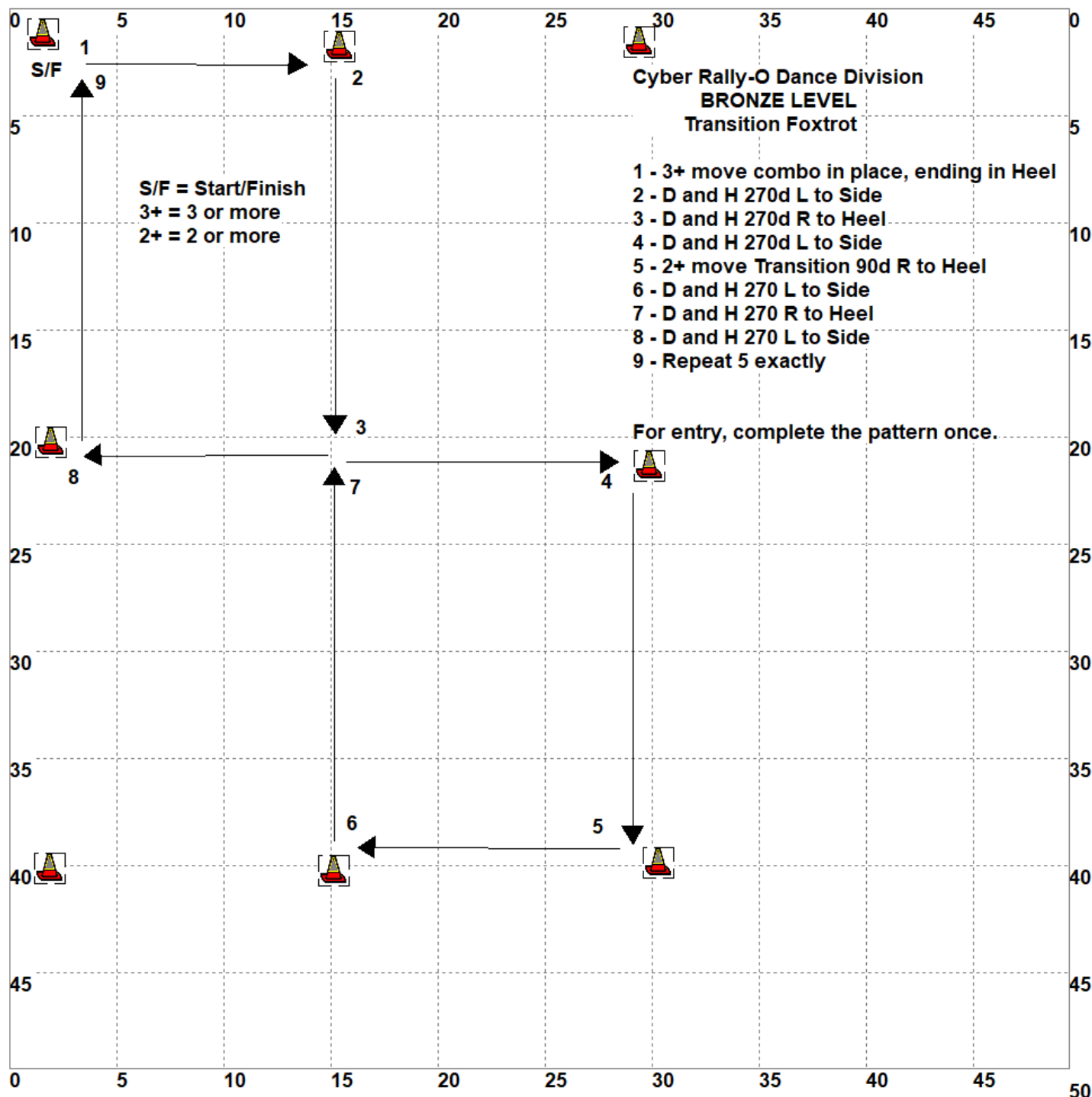
- 1 - Heel
- 2 - D circle H CW, H 360d CCW
- 3 - Heel
- 4 - 3+ move Transition to Side
- 5 - Side
- 6 - D circle H CCW, H 360d CW
- 7 - Side
- 8 - 3+ move Transition to Heel (MUST BE MIRROR IMAGE OF STATION 4)

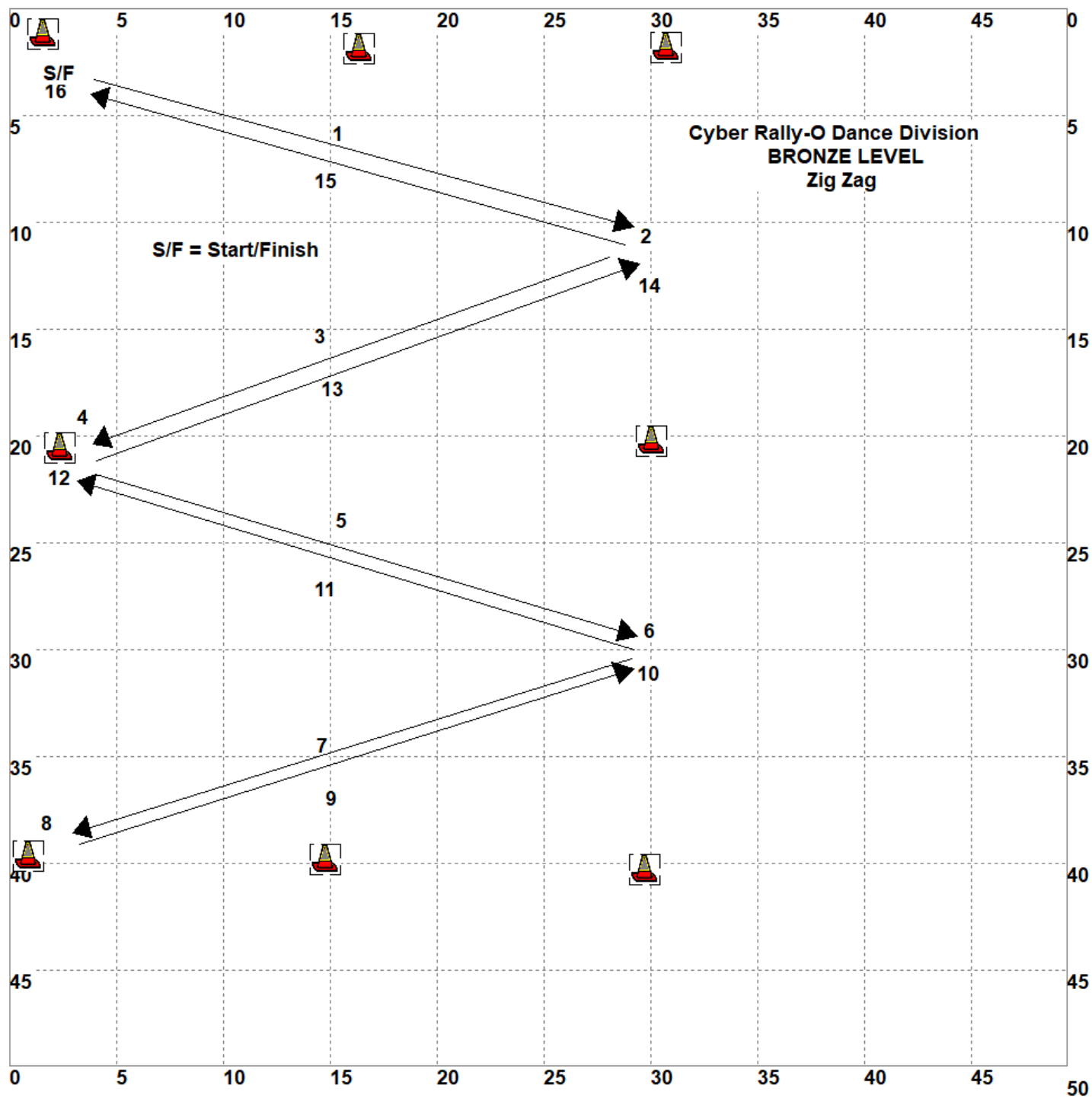
For entry, complete the 8 step pattern once.

S/F = Start/Finish  
3+ = 3 or more

**NOTE:** Stations 2 and 6 are done entirely with both dog and handler in motion. Do not stop moving while executing these stations. Inadvertent momentary stops by dog or handler are not penalized but are discouraged.







## Cyber Rally-O Dance Division

### BRONZE LEVEL

#### Zig Zag



Begin in Heel.

- 1 - D 360d L
- 2 - Transition to Come Fore\* with D turning about 135d R
- 3 - D 360d either direction
- 4 - Through L leg or D circle H CW to Heel
- 5 - D 360d L
- 6- Transition to Come Fore\* with D turning about 135d R
- 7- D 360d either direction
- 8 - Through R leg or D circle H CCW to Side
- 9 - D 360d R
- 10 - Transition to Come Fore\* with D turning about 135d L
- 11- D 360d either direction
- 12 - Through R leg or D circle H CCW to Side
- 13 - D 360d R
- 14 -Transition to Come Fore\* with D turning about 135d L
- 15 - D 360d either direction
- 16 - Through L leg or D circle H CW to Heel.

For entry, complete the 16 step pattern once.

S/F = Start/Finish

D = Dog

H = Handler

d = degrees

L = Left

R = Right

\*Come Fore means moving in Front position with handler moving backwards and dog moving forward.