










Sit in Motion (5-10 Steps). Face Dog. Call Front. Finish.



Down in Motion (5-10 Steps). Face Dog. Call Front. Finish.



Stand in Motion (5-10 Steps). Face Dog. Call Front. Finish.







Stop (Stand).





Leave Dog (8-10 Steps).

Cue Down, Sit, Stand.

Return to Dog.







Stop (Stand).
Leave Dog (8-10 Steps).
Cue Down. Call Front.
Finish.







Stop.

360° in Place.





Dog Inside.



Stop. Leave Dog. Call Dog Over 2 Jumps.



**Stop. Send Dog
Over 2 Jumps.
Dog Waits.**



Retrieve Over 2 Jumps















Figure 8





(2 Jumps)



Front Cross Transition







Blind Cross Transition



Call Front. Side





Pass 3 Steps

Each Direction.







Stop. Single Weave to Front.

Dog Backs 3 Steps.



Cloverleaf





(Figure 8, Figure 8)







Dog Only

Serpentine

(6 Cones)







Do 2 Different Tricks.





Pivot Right





270°









Pivot Left

270°







Stop (Stand).





Back up 5 Steps



Long Call Front with Dog 360 (6-10+ Steps)



Double Leg Circles (LL, RR or RR, LL)



Distance

Figure 8

